

Aquaguard®

— WITH —

ACTIVE
COPPER  **ZINC™##**
BOOSTER



CREST UV+HOT

USER MANUAL

*Copper and Zinc Infusion in adherence to IS 10500:2012 Drinking water specification (Acceptable limit). **Double Goodness implies the Goodness of copper and Zinc as compared to earlier products of Aquaguard with only Copper.

PRE-REQUISITES FOR INSTALLATION

Product installation should be done only by a trained Eureka Forbes Service Technician only.

1. Input water must be tested for Total Dissolved Solids (TDS) and Total Hardness
 - Install the product in a dry ventilated place. Keep it away from direct sunlight, heating devices or areas below 10°C.
 - The purifier should be placed in area which is free of ants/insects/other pests.
 - Ensure that the input tap water temperature is in the range of 10° - 40°C. Avoid installation to a hot water tap as it can damage the filters.
2. The input water pressure to your water purifier should be within the recommended range (refer variant specific technical specifications table). If the input water pressure is more than specified, installation of a PRV (Pressure Regulating Valve)** is mandatory. If the input water pressure is less than specified, installation of an external booster pump** is recommended.
3. Ensure that the filters are flushed thoroughly and independently for 3-5 minutes to remove fine particles present in the filter, before the installation of the unit.
4. After installation, run the purifier for 5-10 minutes and drain the water.

Input water quality usage limitations:

1. If the input water iron content is more than that prescribed in the technical specifications, use of an iron remover** is recommended as a pre-treatment.
2. If the input water turbidity is more than that prescribed in the technical specifications or comprises colloidal particles, use of a special filter** is required as a pre-filter.
3. If the input water TDS is more than 1,000 ppm (mg/L) or input water hardness is more than 300 ppm (mg/L), use of a Membrane life enhancer** is recommended (applicable only for RO variants).
4. Do not install the water purifier if the TDS is more than that prescribed in the technical specifications.

**Available at an extra cost.

PRECAUTIONS

- To get hot/warm water, touch the respective switches
- After completing the heating/warming process, the indication will display that the product is ready to dispense hot/warm water. If hot/warm water is dispensed before completing this process, the output water will not be hot (80°C)/warm (45°C) respectively.
- To dispense hot/warm water, press the child lock and hold the dispense switch
- Do not let the glass/cup/container overflow with hot water while collecting water.

Note: Unless the child lock function is activated and the dispense switch is pressed & held within 10 seconds, hot/warm water will not be dispensed.



HOT



CHILD LOCK



WARM

SAFETY FEATURES

- Hot water above 50°C may cause burns, due to scalding if touched with bare hand. Aquaguard®
“Hot” has an in-built safety feature, as “CHILD LOCK” especially for the safety of children/aged.
- Electronic thermostat cut-off is provided to prevent over heating of hot/warm water.
- As an additional safety measure, mechanical thermostat is provided which needs a manual intervention to check and restart the product in case the thermostat trips due to overheating.



THE PROCESS OF PURIFICATION (For UV Variant)

Stage	Treatment	Materials	Benefits
1	Sediment filter	Multi-layered Polypropylene spun cartridge over the carbon block	Removes suspended particles such as dirt, dust, mud and sand from water. It removes very fine turbidity from the water
2	Chemi-block™	Dust-free Bacteriostatic Activated Carbon block filter cartridge as a core	Adsorbs colour, odour, excess chlorine & organic impurities from the incoming water. Its unique Particle Trap Filter entraps any released micro particles.
3	Mineral Guard™	Microcontroller-based electronic impulse producer	Generates electronic impulses which prevent scaling / deposition of Calcium and Magnesium on the Quartz Glass tube of the UV reflector chamber, thereby ensuring best UV Penetration through Quartz Glass into the water column and at the same time keeping essential minerals like Calcium and Magnesium intact in water
4	UV e-boiling™	Germicidal UV Lamp	UV disinfects the water by eliminating waterborne disease-causing bacteria, viruses & protozoa, thereby making it safe to drink.
5	Active Copper™ with Zinc Booster Cartridge*	A patented bacteriostatic taste enhancer with double goodness of Active Copper™ and Zinc Technology	Copper and Zinc are known to have antimicrobial, antioxidant, and anti-inflammatory properties that help to support healthy metabolism. It also helps to provide the body with energy and is much needed for growth and development. Zinc also has a major role in the immune system. The activated carbon removes organic components and polishes the water, giving it a sparkling look, making it pure and great to taste. *Copper and Zinc Infusion in adherence to IS 10500:2012 Drinking water specification (Acceptable limit)
6	Mineral Magnet™ cartridge	Patented multiple magnetic field (MMF) generating device	Breaks complex water molecules into fine micro-clusters, making water more bio-permeable, so that your body can easily absorb the goodness of water, along with its much needed nutrients.

TECHNICAL SPECIFICATIONS*

#	TECHNICAL PARAMETER	SPECIFICATION
1	Model	AQUAGUARD® CREST UV +HOT
PRODUCT SPECIFICATION		
1	Dimension (W X D X H)	315 mm X 185 mm X 425 mm (Approx.)
2	Net weight	4.8 kg (Approx.)
3	Purification Technology	UV
4	Standard Purification supplied	Combination cartridge (sediment + Carbon), Mineral guard™, Active Copper™ with Zinc Booster Cartridge, UV- E-boiling™, Mineral Magnet™ Cartridge
ELECTRICAL SPECIFICATIONS		
1	Power Rating	20 Watts (Max.) in ambient mode. 785 Watts in HOT/Warm mode.
2	Power Supply	Input 230V AC, 50Hz.
3	UV LAMP	11 Watts
4	UV Lamp life	8000 burning hours (as per UV lamp manufacturer spec.)
5	Operating Voltage Range	150 to 280 V AC, 50 Hz
RECOMMENDED INPUT WATER PARAMETERS		
1	Input water pressure range**	0.3 to 2 kg/cm²
2	Input Iron content (Max.)	0.1 mg/L
3	Input Chlorine content (Max.)	0.2 mg/L
4	Input water turbidity (Max.)	5 NTU
5	Total Dissolved Solids (TDS)	Up to 200 mg/L
6	Input Water Temperature range	10°C to 40°C

*Technical Specifications are subject to change without prior notice.

Note: The performance data presented in the table is applicable under standard laboratory conditions#. Actual performance may vary depending on the input water quality, water pressure and condition of filters.


















**If the pressure is higher tan the maximum specified, use of a pressure reducing valve is mandatory, If the pressure is lower than minimum specified, use an external booster pump recommended
The above accessories are available with our company at an additional cost.

Warranty Void if the product is not installed as per recommendations.

***Standard Test Conditions:**
Feed Water Quality: TDS Max: 200 mg/L
Pressure: 1 kg/cm², Turbidity: 1 NTU (Max.), Temperature: 25°C,
Chlorine: below 0.2 mg/L, Iron: below 0.1 mg/L
Life: 6000# Liters




* Actual performance may vary based on input water conditions – Turbidity& Pressure.

FUNCTION OF INDICATORS – LED DISPLAY

Indication	Unit Status	Indication	Unit Status
	Power ON- All LEDs will blink for 1 sec in Blue, Yellow and Red.		Flush: Touch and Hold centre of LED Indication for 10 seconds. LEDs Rotate Anti-clockwise. To stop flushing Touch the centre of LED Indication again.(Caution: Do not drink the water which comes out during flushing mode.)
	Purification Process		Filter Life Warning/ End of Life.
	Warm Mode ON		Temperature sensor fault. All LEDs will blink in Red at 0.5 sec rate.
	Hot Mode ON		UV Fault/LDR Fault. All LEDs ON for 0.5 seconds and OFF for 3 second
	Ready to dispense - All LEDs become solid. Blue -Ambient water. Yellow -Warm water. Red - Hot water		SV Fault. All LEDs ON, OFF, ON for 0.5 seconds and Then OFF for 3 seconds. Cycle repeats
	Dispensing - Touch the centre of LED indication; Single LED rotates Clockwise Blue -Ambient water. Yellow -Warm water. Red - Hot water		EA fault (If both 2 EA chip not connected or if main PCB to junction PCB Harness is not connected) Led 2, 5 and 7 is solid. LED 1, 3 blinks @0.5 second rate
	EA Fault: LED 2, 5 and 7 will be solid. LED 1,3 or only 1or 3 will blink @ 0.5 second rate depending on the filters		Combination Cartridge EA fault(Blue) LED 2, 5 and 7 is Solid. Led 3 blinks@0.5 Second rate
	Sleep Mode: If unit is not in use for 10 minutes, Unit goes to sleep mode. To Activate Touch the centre of the LED indication		Active Copper cartridge with zinc booster EA fault(Beige) LED 2,5 and 7 is solid. LED 1 blinks @ 0.5 Second rate
 Switch OFF the power and water supply, If unit is not used for 3-4 hours			

HOW TO DISPENSE WATER FROM AQUAGUARD®

Aquaguard® Hot, Warm and Ambient -Operation Guide

Step 1	Power ON	Blue/Yellow/Red colored LEDs glow for 1 second in sequence		
		Purification process for 30 seconds to ensure 100% protection		
Step 2	Purification ON	All LEDs glow Blue		
Step 3	Dispense mode	Mode 1	Mode 2	Mode 3
		Ambient/Room Temperature	Warm (500ml)	Hot(500ml)
			Approx. 45°	Approx. 80°
Step 4	Start Dispense	Touch Water Drop Icon	Touch Warm Icon 	Touch Hot Icon 
		Blue LEDs Blink in sequence, Purified water gets Dispensed	Alternate Yellow LEDs Blink Duration :Approx. 2 mins	Alternate Red LEDs Blink Duration :Approx. 4 mins
			LED Turn Solid Yellow Once water is warm	LED Turn Solid Red Once water is Hot
			Touch Child Lock Icon 	
			Touch and Hold Water Drop Icon(within 10 seconds)	
			Yellow LED glows in sequence	Red LED glows in sequence
			Purified warm water gets dispensed	Purified Hot water gets dispensed
			Remove finger from water drop icon	

Note: LED INDICATES RED for HOT water and YELLOW for WARM water

TIPS FOR SAFETY AND MAINTENANCE OF YOUR AQUAGUARD® UV HOT

1. Read attentively and understand the purifier and its functions before use.
2. Installation and service has to be conducted by authorized persons from Eureka Forbes Limited only.
3. Install the purifier at a location with more ventilation.
4. Ensure that the purifier is installed in a dry place. Do not expose to direct sunlight or heat sources.
5. Ensure that the installation height is ideal for comfortable reach for the user to avoid any accidental hot water spill.
(Approx. 5 feet)
6. Connect the purifier to 230V AC power socket, duly grounded. Use 500VA voltage stabilizers in case the voltage fluctuates.
7. Discard about 10 litres of water after installation or after replacing the filter cartridges.
8. Do not remove or insert the plug with wet hands.
9. Replace the filters when the end of life indicator is displayed by your purifier.
10. Ensure that the filter cartridges and spares used during service/replacement, are genuine and from Eureka Forbes only.
11. Always switch off and disconnect the power plug before maintenance or cleaning.
12. In case of any damage or incorrect functioning, immediately contact an authorized service center of Eureka Forbes Limited.

Do not to repair on your own.

LIFE OF CONSUMABLE CARTRIDGES

Consumable Components	Average Service Life
Combination Cartridge (Sed + Chemi filter)	6,000 [#] litres
UV Lamp	8,000 burning hrs*
Active Copper™ with Zinc Booster Cartridge	6,000 [#] litres
Mineral Magnet™ Cartridge	6,000 [#] litres

Note: Please refer Standard Test Conditions[#] for filter life.

*As per manufacturer’s spec.

WARRANTY TERMS & CONDITIONS*

1. The Products are warranted against manufacturing defects for a period of twelve (12) months from the date of original purchase.
2. The Customer will notify the Company in writing promptly of any defects noticed and give the Company or its authorized agent adequate opportunity to inspect test and remedy them for which the Customer will deposit the goods at its own expense, if so, required by the Company with the Company's Office/Service Centre along with the original invoice in the city where they are sold.
3. The Inspection and Test Report of the company's office/service centre will be final and binding under the warranty for determining defects, repairs / alterations required or carried out or certifying work of the goods thereafter.
4. AQUAGUARD® may require initial setting, post-installation, depending on varying water conditions and power supply. In case of any service requirement, post-installation, please contact the company's service centre.
5. The company or its authorized agent will be entitled to retain any defective part replaced under the warranty.
6. Notwithstanding anything to the contrary contained or implied by this warranty:
 - a) The company's liability under this warranty shall be limited to the first sale of the goods by the company to the customer and will not apply or extend to any secondary sale of goods by the customer.
 - b) The company's liability under this warranty shall be limited only to defects in the goods which occur under the conditions of normal operation of the goods and their proper and prescribed use. The warranty does not cover or extend to defects which are determined by the company or its authorized agents as occurring or resulting from or attributable to negligence, abuse, misuse, faulty care, operation or maintenance or repairs, alterations to the goods or any part thereof by others or the use of the goods on electrical supply for which they are not designed, or damage caused by lightening or other electrical disturbances or interruptions, dismantling or re-installation at a different location.
 - c) The company's liability under this warranty shall remain valid only if the goods are duly installed by the company or its authorized agency at the location specified in the invoice and such installation is undertaken by the company or its authorized agent or franchisee.
 - d) Consumable items mentioned in the consumables table are subject to normal wear and tear are not covered by this warranty. Please refer model specific components given in the user manual under the table “consumable cartridges”.
 - e) Reverse Osmosis Membrane warranty is for a period of 1 year (or) 6,000 litres (whichever is earlier) from the date of installation, on the condition that the input water is as per the standard test conditions for RO variants (provided in the section “Technical specifications table”), mentioned in the user manual. If the RO membrane gets clogged within warranty period, it will be cleaned/repaired/replaced free of charge as deemed fit by the company authorized service person/centre after inspection. (At applicable for RO models only.)
 - f) The customer will have no claim against the company, its employees and its authorized agents or franchisees under or pursuant to this warranty in respect of death or injury to the customer or any other person or loss or damage to any property caused by or due to equipment failure, breakdown or accident, fire or operation or utilization of the goods otherwise than in accordance with the user manual or by due to any other cause or circumstances beyond the control of the company.

WARRANTY TERMS & CONDITIONS*

g) The company's liability, under this warranty, shall in no event and under no circumstances exceed the price paid by the customer to the company for the goods stated in the invoice.

General

For the purpose of this warranty, the following expressions shall have the following meanings respectively:

1. The 'Goods' shall mean the goods described in the Order Form.
2. The 'Customer' shall mean the original purchaser of goods from the company.
3. The 'Company' shall mean EUREKA FORBES LIMITED.
4. Aquaguard means and includes AQUAGUARD®, AQUAGUARD® Select and Sure from AQUAGUARD®.
5. 'General Terms & Conditions' shall mean the terms and conditions agreed upon by the customer and the company printed on the Order Form.
6. 'Invoice' shall mean the invoice issued by the company to the customer describing the goods and indicating, inter alia, the total purchase price thereof and name of the customer.
7. 'User Manual shall mean the instructions for Installation, use and maintenance provided through QR code along with Product supplied by the company.
8. EFL reserves the right, in its absolute discretion, to change, alter or discontinue and alter the terms and conditions from time to time without any prior notice.
9. Any disputes are subject to Mumbai Jurisdiction only.

Post-warranty

1. The customer may be offered a yearly Service Contract at the prevailing company rates and terms.
2. In case the customer does not wish to enter the Service Contract, he has the option of calling the company's service centre having his AQUAGUARD® services on an actual basis, i.e., by paying the labour cost and spares needed to attend to that service/complaint call at the prevailing company rates. Such service will be rendered by the company in towns/places where the company has its service centres.
3. If during such servicing it is necessary for the company to replace or repair defective components or parts, the customer shall be required to pay for the same as per the company's prevailing price list.
4. Eureka Forbes limited reserves the right to offer annual maintenance contract/ensure availability of spares only up to 7 years from the date of invoice.

*Conditions apply.



18602661177



SMS '<REQ>' to 80822 99333

Now buy online on www.eurekaforbes.com  www.facebook.com/EurekaForbes
 www.twitter.com/EurekaForbes • Email: customercare@eurekaforbes.com

Eureka Forbes Limited: B1/B2, 701, 7th Floor, Marathon Innova Marathon NextGen, Off Ganpatrao Kadam Marg, Lower Parel, Mumbai - 400 013, India. Tel: +91 22 4882 1700, 6260 1888 • Fax: +91 22 4882 1701



Environment Protection:

'PROTECTION' has always been our motto and guiding principle. We care for the environment. We urge you to recycle the packaging material or take it to the nearest recycling facility rather than disposing it off with the rest of your waste. Your product has been designed to work for many years, however, should you wish to upgrade or replace your old product, remember to help protect the environment by disposing it off at your local e-waste disposal centre. Should you have any queries, the nearest authorised, centre of Eureka Forbes will be able to guide you. Allow us to become your environmental partner; together we can make the world a cleaner place.



Health Protect™

For your safety, the specially designed and electronically authenticated purification cartridges^ of Aquaguard® ensure our promise of 'pure & healthy water or no water' always. In the unlikely usage of a 'non-genuine' purification cartridge^ that could potentially deliver unsafe water - an indication light will draw your attention. For your complete protection, it even shuts down the purification process. Not just this, it also alerts you in advance when the Aquaguard® purification cartridges^ are reaching the end of their usable life (6,000 litres), so that you can contact the authorised Eureka Forbes Service Centre for your required 'genuine' purification cartridge^ replacement.

^i-Filter, Chemi-Block, RO Membrane (in RO/RO+UV/RO+UV+UF models only), UF Filter,

*Not including premature choking of the purification cartridges due to poor water conditions. vis. silt etc.



18602661177



SMS '<REQ>' to 80822 99333

Now buy online on www.eurekaforbes.com



www.facebook.com/EurekaForbes



www.twitter.com/EurekaForbes



Email: deepa.customercare@eurekaforbes.com

Eureka Forbes Limited:

B1/B2, 701, 7th Floor, Marathon Innova Marathon NextGen, Off Ganpatrao Kadam Marg, Lower Parel, Mumbai - 400 013, India.

Tel: +91 22 4882 1700, 62601888 • Fax: +91 22 4882 1701