

Euroclean
Wet & Dry Vacuum Cleaner
with DEEP CLEANING+

A VACUUM CLEANER FOR
DRY DUST AND WET SPILLS.



User Manual



Endorsed By:
Asthma And Allergy
Resource Centre



Selected
Business
Superbrand
INDIA 2010/11
Industry Validated

Welcome to the healthy world of Euroclean

Our endeavour has always been to offer you the best that life has got to give. Be it safe drinking water, clean air, spotless or secure homes. Over the years, we have invested millions in research and development and have introduced an extensive product range to cater to all your needs. No wonder, we have the trust of over 2.5 million families across India.

Your Euroclean WD provides you with a power packed performance. Its Deep Cleaning+ technology takes care of the toughest dirt. And more importantly, seeks and destroys the dreaded invisible, allergy causing dust mites. Dust mites are microscopic creatures that multiply by the thousand in pillows, mattresses, furniture and carpets. A single gram of dust from your home could contain close to 19,000 dust mites! These allergy causing creatures cannot be eliminated by dusting, sweeping or swabbing.

The revolutionary Euroclean WD with Deep Cleaning+ assures you of a dust mite free, healthy home.

It is a vacuum cleaner that can sweep and mop in one action. It is also packed with a number of special features; each specially designed to make cleaning your home more fast and efficient. Equipped with power suction, it can satisfy your every cleaning requirement.

You'll be amazed at what your WD can do. With its multi-purpose function of wet and dry cleaning, it can suck up wet spills from floors, sinks and drains as well as thoroughly clean carpets, floors, cupboard tops and other hard-to-reach places.

As you read this User Guide, you will discover the many ways in which your Euroclean WD empowers you to keep your home spotlessly clean and your family safe from health threatening allergies.

Should you have any further queries, please feel free to write to us at euroclean@eurekaforbes.com

Happy Eurocleaning!

Euroclean

WD



Your Euroclean WD comes with *Deep Cleaning+*. It takes care of the toughest dirt, which contain the nastiest dust mites. Not just that, dirt hidden beneath carpets and mattresses will also be swept off instantly, with the advantage of the *Deep Cleaning+* technology.

Your WD's power even leaves the remotest corners of your home spotlessly clean. Its multi-purpose wet and dry cleaning function takes care of wet spills as well as the cleaning of floors, carpets and hard-to-reach places. Its zero bend design enables you to clean your home with all the more ease. Your WD comes equipped with the Special Fine Dust Filter, which ensures all the dust from the air is retained and the air let out of the machine is absolutely clean.

Your WD is packed with a number of accessories, each designed to make cleaning your home faster and more efficient.

| Dry Cleaning Accessories | Wet Cleaning Accessories | Additional Accessories |
|---|---|---|
| <p>Floor-cum-Carpet Brush Multipurpose Brush Precision Cleaner Flexi-Cleaner Set All Surface Cleaner Corner Cleaner Grill Cleaner Computer Cleaning Brush Car Wash Adapter Upholstery Nozzle</p> <p>These accessories can be used to suck out the hard-to-remove dirt from carpets, floors, crevices and corners.</p> | <p>Wet Squeegee Wet Crevice Cleaner</p> <p>These accessories can be used to suck up wet spills from floors, sinks and drains.</p> | <p>Aromiser Spray Jar Vacuumized SafePac</p> <p>These accessories can be used for non-cleaning functions like spray painting, fumigating your home or upholstery, vacuum sealing etc.</p> |

Colour of the machine may vary from those shown in the User Guide.

Welcome to the healthy world of Euroclean

THE DUST MITE MENACE

Dust mites are tiny microscopic creatures. They measure 1/100th of an inch and live on dead skin, shed by both human beings as well as animals. Multiplying in your pillows, furniture, bed, quilts and carpets, they are easily inhaled and cause several health threatening allergies, like asthma. A single gram of dust contains nearly 19,000 of these harmful dust mites.



Dust mites are dangerous for you and your family and should be removed from your home as quickly as possible.

MITE EXTRACTOR

The Euroclean WD comes equipped with *Deep Cleaning+*. A technology specially designed to rid your home of dust mites. With 1100 W of Deep Cleaning power, your WD is all set to keep you and your family safe.

VARIO POWER

Save on electricity consumption by varying the motor power of your WD as per the nature of the cleaning task. Equipped with different suction power settings, your WD would help you control the electricity usage based on the cleaning task at hand.

All you need to do is slide the Suction Regulator knob to the setting you desire.

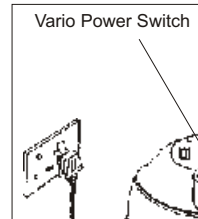


Your WD's in-built system then takes over and controls the motor power. This ensures that the right level of suction is maintained consistently by your WD.

The Suction Regulator knob can be set to two different levels :

Low Setting : For delicate objects like music system, lace curtains and curios.

High Setting : For heavy duty jobs like cleaning carpets or mattresses.



WET AND DRY CLEANING

Vacuum cleaners originally came with only dry cleaning. This meant that households had to manually wet clean their floors and other surfaces after they had dry cleaned them, This created a lot of extra work.

The Euroclean WD has been created keeping the best interest of families like you in mind, which is why it offers multi-functional wet and dry cleaning. Now you don't have to mop and dust.

All you have to do is switch on your WD and see your home sparkle.

SPECIAL FINE DUST FILTER

The Special Fine Dust Filter traps minute particles. Its pleated wall construction ensures a larger filter surface area, in a small volume. The Special Fine Dust Filter can be used to prevent air pollution and it is recommended to be used in places where the fine dust concentration is more.

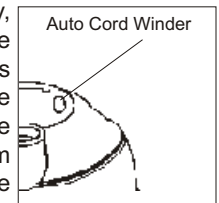


HEAT-RESISTANT ABS PLASTIC

Your WD is made of superior grade, heat-resistant, ABS plastic. It is therefore sturdier and also capable of withstanding more heat.

AUTO CORD WINDER

Your WD allows easy, convenient storage of the cord and prevents tangles by pulling the cord to the desired length. While storing, pull the plug from the socket and push the foot pedal to retract it.



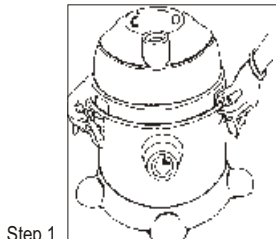


Wet & Dry Cleaning

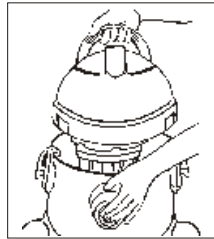
Specially equipped with power suction,
to clean wet spills as well as dry surfaces.

How to use your Euroclean WD

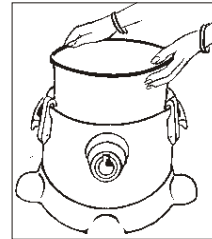
Preparing for Dry Cleaning



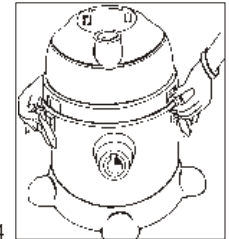
Step 1



Step 2



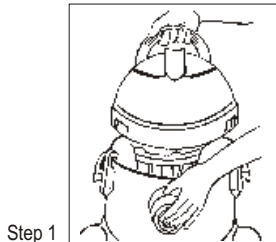
Step 3



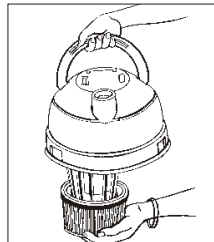
Step 4

Unlock the clamps of the Euroclean WD (Step 1). Lift the motor assembly as shown (in Step 2) and fit the Special Fine Dust Filter and the Special Dust Filter firmly in place (Step 3). Fit the unit back in place and lock the clamps (Step 4).

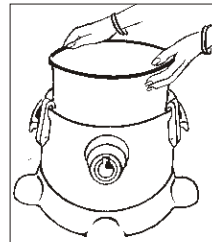
Preparing for Wet Cleaning



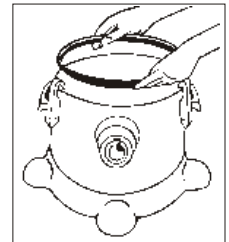
Step 1



Step 2



Step 3



Step 4

Ensure that the Special Fine Dust Filter and Special Dust Filter are removed before commencing wet cleaning operations. Unlock the clamps of the Euroclean WD. Lift the motor assembly as shown (in Step 1), pull out the Special Dust Filter (Step 2) and remove the Special Fine Dust Filter (Step 3). Fit the rubber gasket, put back the motor assembly and lock the clamps (Step 4).

How to use your Euroclean WD

Connecting the hose

The hose has a press mechanism to lock the hose to the suction end. Press the lever on the hose and push the hose into the suction end/blower end (depending on usage) of the Euroclean WD Vacuum Cleaner. The hose will be securely locked to the vacuum cleaner body. This enables you to gently pull the unit, by holding the hose, while cleaning.

Connecting it to your power supply

The Euroclean WD must be connected to an AC power supply at 230 V nominal voltage. Each outlet socket, to which it may be connected, must have a rated capacity.

To connect the unit to the power socket, pull out the cable from the Cord Winder outlet of the unit, as shown alongside, and plug it into the main socket unit.

To store the cord after use, remove the plug from the main socket and carefully press the Cord Winder Switch. The power cord will automatically wind back to the Cord Winder built into the unit.

Note: As with all electrical appliances, always switch off and remove the plug from the socket before opening the unit for dust disposal.

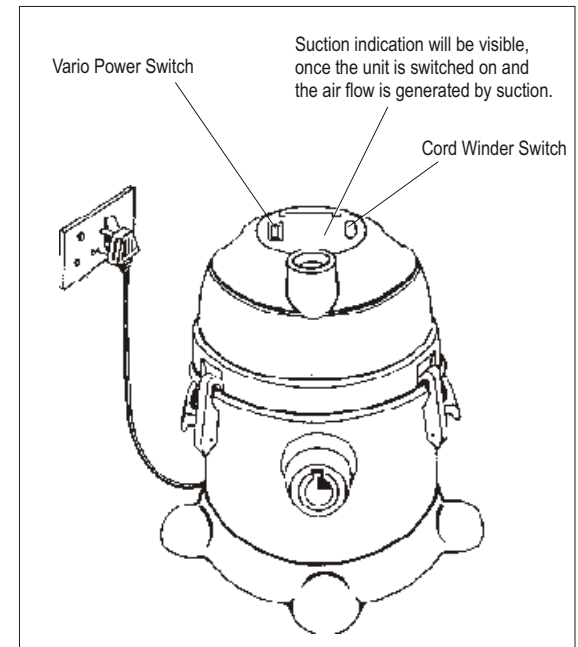
Switching it on

Press the power switch to either high or low position depending on the cleaning area and nature of dust. The motor will start and the pop-up indication will get lifted from the exhaust or blower port.

Use 'High' for stubborn dirt or quicker operation.

Use 'Low' for lighter applications.

Note: Ensure that the hose is dry before connecting it to the unit for dry application. It is advisable to use the machine for dry cleaning first, before wet cleaning.





Accessories for Regular cleaning




Floor-cum-Carpet Brush

Nylon bristles, specially coated with carbon, on the floor carpet brush thoroughly clean your tiles, wooden, granite or marble floors. The floor-cum-carpet brush can clean carpets just as efficiently, too! Switching between floor to carpet and vice versa is also very convenient through a single-touch, foot operatable pedal switch. It help to pickup even the finest dirt from the surface of the carpet with ease and maintain its new look.

Application Areas: All types of floors and tiled surfaces, carpets, rugs and dhurries.

Use only on suction end.



Corner Cleaner

The corner cleaner can be used to remove dust from behind cupboards, cabinets, wall corners and other inaccessible spaces. You can even use it to eliminate cobwebs as well as to dry-service your car! Your Euroclean WD also has a detachable corner cleaner built into the main unit for easy access and quick cleaning.

Application Areas: Sofa corners, wall corners, inside book shelves, behind cupboards, cabinets, etc.

Use on Suction and blower end.



Multipurpose Brush

The 360 degree rotation of the Multipurpose Brush helps clean hard surfaces like walls, wall hangings, wooden, cane and metal furniture, as well as electronic equipment like stereo systems, speakers, TV sets and VCRs. Your Euroclean WD also has a detachable short Multipurpose Brush built into the main unit for easy access and quick cleaning.

Application Areas: Walls, ceilings, TVs, VCRs, stereo systems, speakers, wooden, cane and metal furniture, wall hangings and picture frames.

Use only on suction end.

Accessories for Regular cleaning



Wet Squeegee

Use the Wet Squeegee to mop, clean-up spillages and even dry your bathroom floor. For a sparkling clean bathroom floor, sprinkle detergent and water over spillage and pass the Wet Squeegee over the area.

Application Areas: Floors, window glasses, mirrors, table-tops etc.

Use on suction end during wet cleaning.



Wet Crevice Cleaner

The Wet Crevice Cleaner dry cleans behind furniture, sofas, refrigerators and in otherwise inaccessible corners. On wet function, it clears blocked drains and overflowing sinks.

Application Areas: Liquid dirt present behind cupboards, sofa corners, wall corners, inside book shelves, cabinets, etc.

Use only on suction end.



All Surface Cleaner

The All Surface Cleaner is designed to keep hard-to-clean things spotlessly clean. Its most unique feature being its wings which can be angled to take the shape of the object being cleaned! You can safely use its long, soft bristles to clean your expensive paintings and crystal and glassware. Also use the All Surface Cleaner to remove dust from difficult-to-clean areas like grills, mattresses and curtains. Save on laundry bills by 'dry cleaning' all these yourself!

Application Areas: Crystal and glassware, paintings, grills, mattresses, curtains and other hard-to-clean objects.

Use only on suction end.



Upholstery Nozzle

The Upholstery Nozzle has a lining that protects delicate upholstery and linen. Designed keeping soft surfaces in mind, you can safely use it to protect your sofas, dhurries and upholstery from deep embedded dust.

Application Areas: Upholstery, sofas, dhurries, cushions and pillows.

Use only on suction end.

Accessories for Speciality cleaning



Flexi-Cleaner Set

Now you can reach above, along and below a host of otherwise inaccessible surfaces. Insert and twist the two sections of the Flexi Cleaner together and then attach either the all-surface cleaner or the corner cleaner to it.

Application areas: Cupboards, shelf-tops, corners of cabinets, pelmets, fans, tube light tops, underneath tables and sofa sets, walls and panelling etc.

Use only on suction end.



Computer Cleaning Brush

First, attach the Computer Cleaning Brush to the Precision Cleaner. Its soft bristles help you remove every particle of dust from your computer keyboard or laptop. The Computer Cleaning Brush can also be used to rid electronic gadgets and delicate circuitry of fine dust.

Application areas: Computer keyboards, laptops, stereo systems, speakers and other delicate electronic gadgets and circuitry.

Use only on suction end.



Grill Cleaner

With the Grill Cleaner, you can remove stubborn dust from between your grills easily. It can also be used to clean between the vents in your air-conditioner.

Application Areas: Grills, air-conditioner vents.

Use only on suction end.



Precision Cleaner

With the Precision Cleaner, you can now blow out dust and dirt from your music system, television and other electronic gadgets and curios with utmost ease. You can also use the Precision Cleaner to blow balloons for the next party at home!

Application areas: Curios, music systems, televisions, electronic equipments and for blowing balloons.

Use only on blower end.



Car Wash Adapter

Give a pressurised jet water wash to your car/automobile at home. Fit the Car Wash Adapter to the extension tube and connect the water supply pipe. Switch on the machine to get a high force water jet. The non return valve ensures that no water enters the machine.

Application areas: Cleaning of cars/ motorbikes, lobbies/ porches etc.

Use only on blower end.

More than just cleaning



Spray Jar

Fit it at the blower end and fill it with the liquid to be sprayed. Start the system and place your thumb on the hole atop the jar to commence spraying. Use the regulator in the front to control the cone of the spray (Turn clockwise for a narrower cone; anticlockwise for a broader cone).

Application areas: Watering of plants, pest control of your rooms, spray painting etc.

Use only on blower end.



Aromiser

The Aromiser can effectively fumigate your cupboards and freshen your home. Load it with naphthalene balls and connect it to the blower end. It will diffuse hot naphthalene vapour to keep out mildew, stale odours and destructive pests. You can also sprinkle a few drops of perfume on a cotton pad and insert it into the Aromiser. This will diffuse scented air through your home and even on your upholstery and clothes.

Application areas: Cupboards, wardrobes and bedrooms.

Use only on blower end.



Vacuumised SafePac

Developed using the principle of vacuum sealing, the Vacuumised SafePac allows you to store all your valuables safely and for as long as you want. So, no more worrying about moth-eaten documents and silverfish ruining your silk saris. Made from high-quality, multi-layered, co-extruded vacuum grade film, with a special two-way valve, it's based on the fact that all goods packed in a vacuum are protected from the harmful effects of atmospheric air, dust and insects and are prevented from ageing.

Use only on suction end.

N.B. Instructions for using the Vacuumised SafePac are printed on the pack.

Taking care of your Euroclean WD

1. Please read the User Guide carefully before operating your Euroclean WD. Keep it properly for future reference.
2. Make sure the local power supply conforms to that on the rating label or instructions.
3. The product is meant for indoor use only. Do not expose to water as it may cause electric shocks.
4. Do not vacuum water (or any other liquid) in dry cleaning mode. This will damage the motor.
5. Do not vacuum inflammable, burning or explosive material like flammable liquids, cigarette ash or hot items. This may damage the product and can also cause a fire or an explosion due to sparks present inside the unit.
6. Do not vacuum toxic or other hazardous materials like asbestos, lead, pesticides or any other health endangering materials.
7. Do not use your Euroclean WD without motor protection filter.
8. Clean the Dust Chamber when it becomes full.
9. If a blockage is found in any brush, hose or tubes, do not operate your Euroclean WD. Only operate it after the blockage has been cleared.
10. Do not store or use your Euroclean WD close to high temperature places. Operation at above 45°C ambient temperature can damage plastic parts.
11. Do not let children use your Euroclean WD.
12. Turn off your Euroclean WD if you sense any abnormal noise, smell, smoke or any other breakage during the operations. Turn off the switch and unplug it. Then contact a service

technician at our service centre nearest to you for repairs. Do not open or attempt to repair it yourself.

13. **If the power cord, switch or motor is damaged, have them repaired or replaced only by our qualified service technician.**
14. **Do not run over the power cord with your Euroclean WD.**
15. **Do not trap the cable in between a shut door or allow it to rub against sharp corners. Keep it away from hot surfaces.**
16. **Do not stuff or obstruct the air outlet or suction inlet for a long period of time while running the product, as this will damage the motor.**
17. **Before using the blower end, please ensure that the flexible hose, accessory and Fine Dust Filter are dust-free.**
18. **Do not operate the product on the blower end for more than 30 minutes without a break. The suction end can be used up to 3 hours based on external temperature, which would determine the thermal cut-off for protecting the motor. After 3 hours of operation, the product needs to be rested for at least 30 minutes before restart.**
19. **Do not disassemble the product. The machine does not have any user repairable parts. Call on an authorized service technician at our service centre nearest to your for repairs.**
20. **During wet cleaning, if you wish to use detergent, always use a non-foaming detergent. Use of regular detergents may damage the motor.**

21. For Warranty, terms & conditions and the list of Customer Response Centres, please refer to the Service Booklet.

Regular Servicing

The Euroclean WD is designed to provide you with years of trouble-free performance. It performs best and lasts even longer if it is serviced regularly.

Technical Specifications

| | |
|--|---------------------------------|
| Voltage | : 230 V AC, 50 Hz |
| Input Power | : 1100 Watts |
| Suction | : 16660 Pascals (1700 mm wc) |
| Dimensions | : 415 mm x 415 mm x 440 mm |
| Net Weight | : 6.0 kg |
| <i>(All figures are nominal value at M.S.L.)</i> | |

The Euroclean Advantage



Endorsed By:
Asthma And Allergy
Resource Centre



Available exclusively through the trained Direct Sales Specialist of Eureka Forbes.

To know more or for a personal demonstration, call on 3988 3333 or visit us at www.eurekaforbes.com or write to us at euroclean@eurekaforbes.co.in

Eureka Forbes Limited

B1/B2, 701, 7th Floor, Marathon Innova, Marathon NextGen, Off Ganpatrao Kadam Marg, Lower Parel, Mumbai - 400 013. India

Tel: +91 22 3044 9700, 3044 9888, Fax: + 91 22 3044 9701